

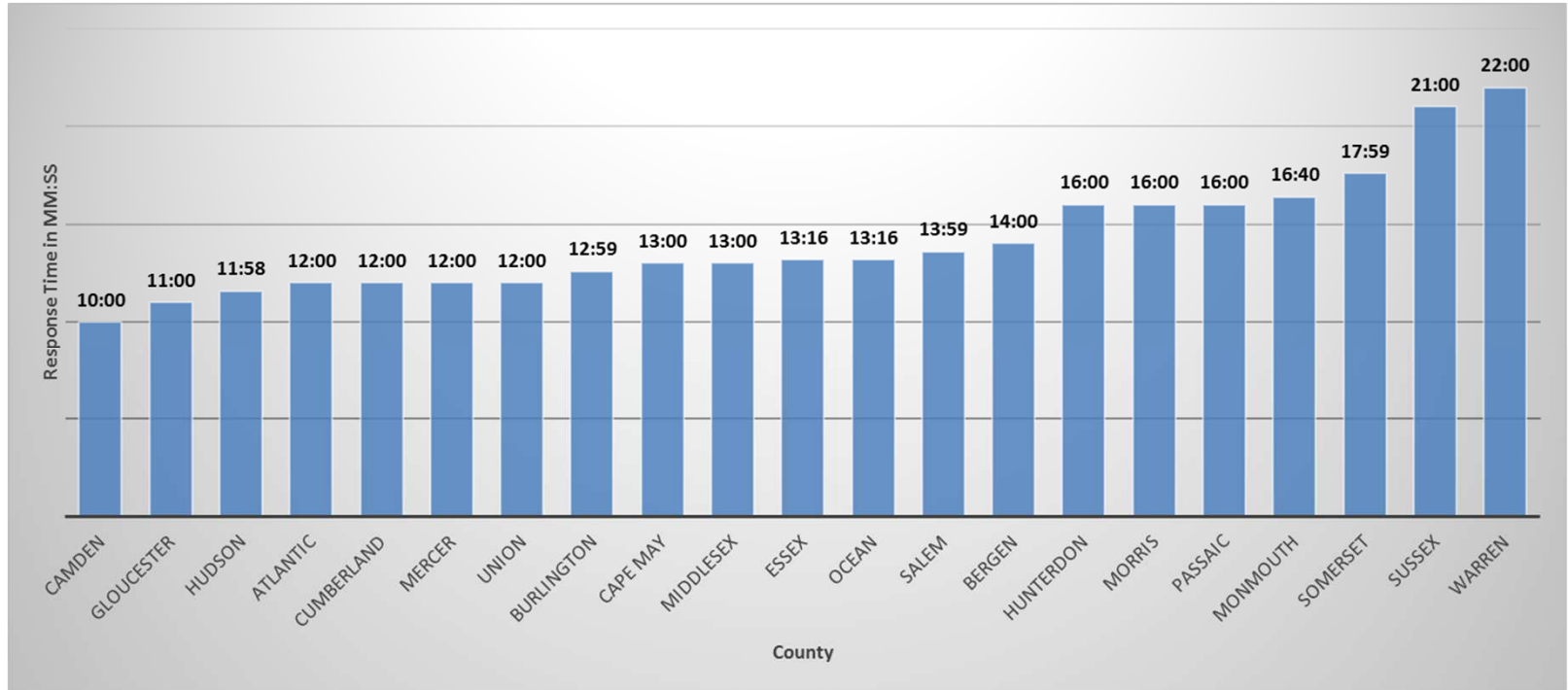
EMS Monthly Report for January, 2019

NJ Department of Health
Office of Emergency Medical Services (OEMS)



All EMS Agency Response Times by County, in Minutes January , 2019

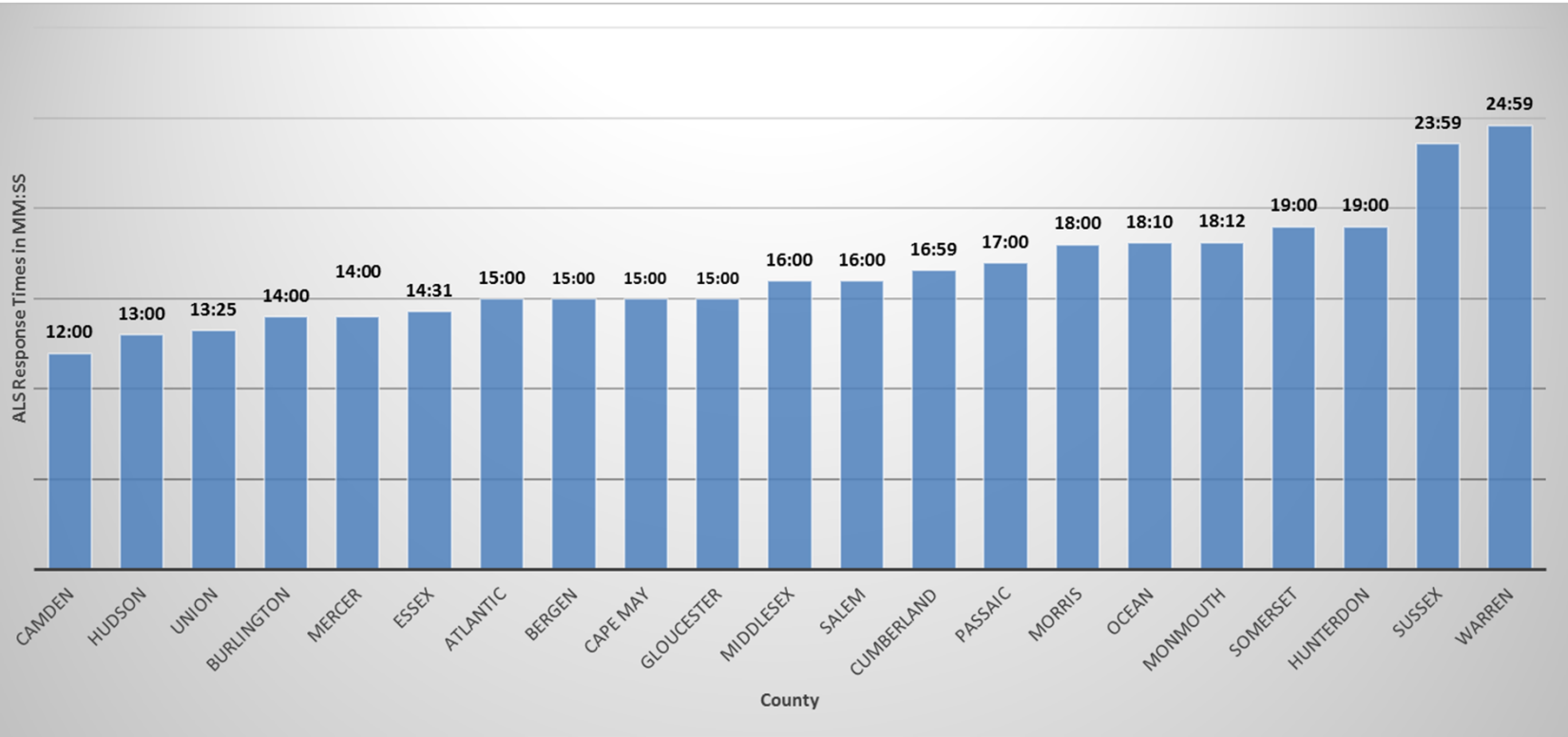
County	90 th Percentile	Total Calls
Camden	10:00	6,013
Gloucester	11:00	2,501
Hudson	11:58	7,400
Atlantic	12:00	4,046
Mercer	12:00	4,132
Union	12:00	3,806
Cumberland	12:00	2,136
Burlington	12:59	4,193
Cape May	13:00	1,342
Middlesex	13:00	6,994
Essex	13:16	11,573
Ocean	13:16	3,687
Salem	13:59	726
Bergen	14:00	5,590
Hunterdon	16:00	997
Morris	16:00	3,488
Passaic	16:00	3,574
Monmouth	16:40	3,393
Somerset	17:59	1,958
Sussex	21:00	1,093
Warren	22:00	947
Total Calls		79,589



- Response time is defined as agency dispatch to agency unit arrival on location
- Fractions of a minute were calculated: (fraction of a minute) x 60
- Includes 100% ALS and ~85% BLS statewide data
- 90th Percentile represented as MM.SS
- Non-patient type calls are excluded from this report
- Non-emergency patient transports are excluded from this report

All ALS Agency Response Times by County, in Minutes January , 2019

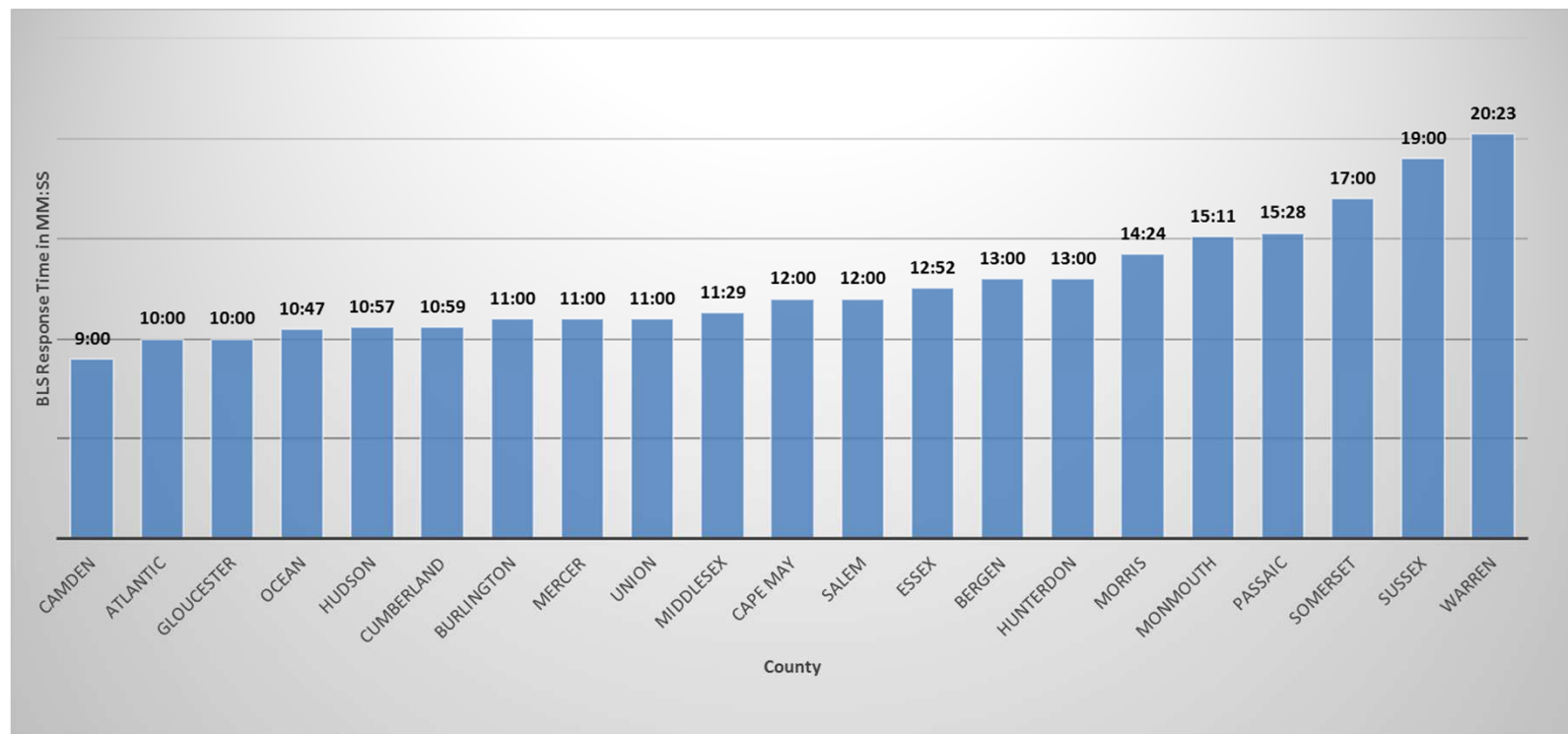
County	90 th Percentile	Total ALS Calls
Camden	12:00	1,750
Hudson	13:00	2,114
Union	13:25	1,253
Burlington	14:00	1,170
Mercer	14:00	1,111
Essex	14:31	2,508
Atlantic	15:00	953
Bergen	15:00	1,488
Cape May	15:00	286
Gloucester	15:00	690
Middlesex	16:00	1,656
Salem	16:00	157
Cumberland	16:59	545
Passaic	17:00	1,241
Morris	18:00	1,203
Ocean	18:10	790
Monmouth	18:12	932
Somerset	19:00	594
Hunterdon	19:00	332
Sussex	23:59	335
Warren	24:59	333
Total ALS Calls		21,441



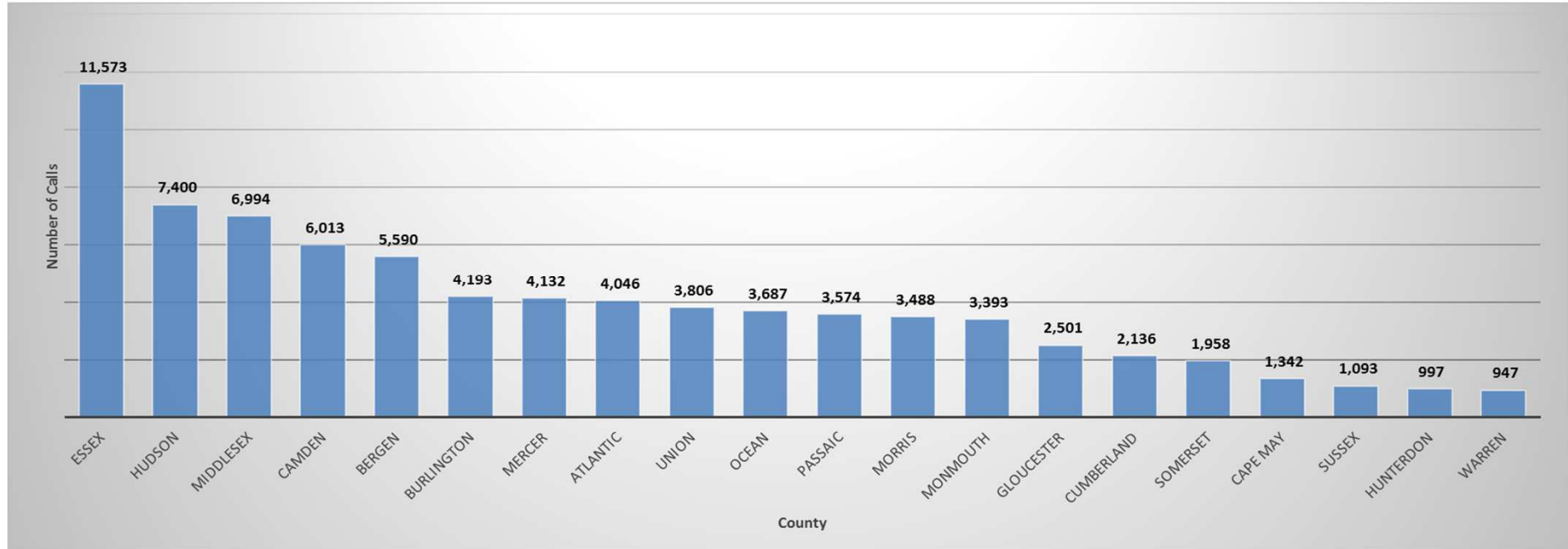
Since January, 2018: Response time for ALS and BLS has been added to the report

All BLS Agency Response Times by County, in Minutes January , 2019

County	90 th Percentile	Total BLS Calls
Camden	9:00	4,261
Atlantic	10:00	3,093
Gloucester	10:00	1,810
Ocean	10:47	2,891
Hudson	10:57	5,228
Cumberland	10:59	1,591
Burlington	11:00	3,023
Mercer	11:00	3,012
Union	11:00	2,538
Middlesex	11:29	5,106
Cape May	12:00	1,053
Salem	12:00	564
Essex	12:52	9,025
Bergen	13:00	4,101
Hunterdon	13:00	664
Morris	14:24	2,282
Monmouth	15:11	2,442
Passaic	15:28	2,332
Somerset	17:00	1,358
Sussex	19:00	760
Warren	20:23	613
Total BLS Calls		57,747



Total Calls for EMS by County January, 2019

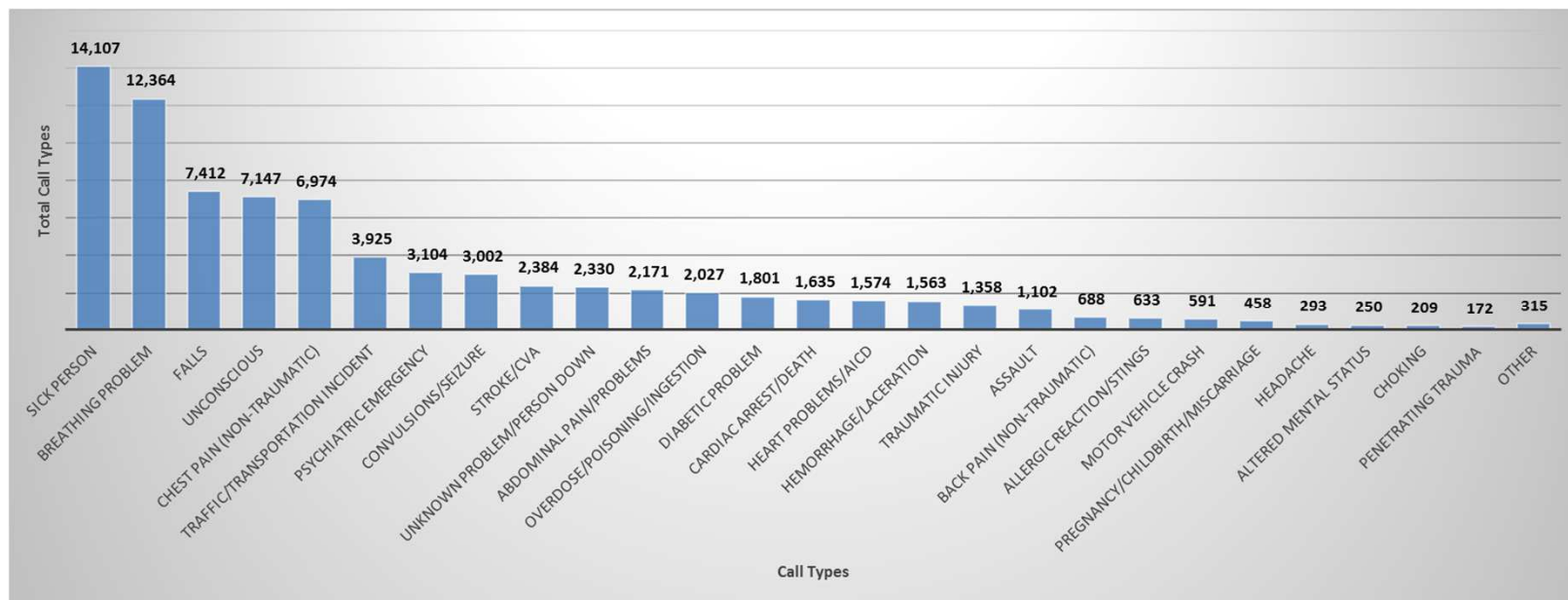


County	Essex	Hudson	Middlesex	Camden	Bergen	Burlington	Mercer	Atlantic	Union	Ocean	Passaic
Total Calls	11,573	7,400	6,994	6,013	5,590	4,193	4,132	4,046	3,806	3,687	3,574
% Total	14.5%	9.3%	8.8%	7.6%	7.0%	5.3%	5.2%	5.1%	4.8%	4.6%	4.5%
County	Morris	Monmouth	Gloucester	Cumberland	Somerset	Cape May	Sussex	Hunterdon	Warren	Salem	Total Calls
Total Calls	3,488	3,393	2,501	2,136	1,958	1,342	1,093	997	947	726	79,589
% Total	4.4%	4.3%	3.1%	2.7%	2.5%	1.7%	1.4%	1.3%	1.2%	0.9%	100%

- Total call report includes all emergency responses by agencies where a patient encounter occurred and a report was generated
- Includes 100% ALS and ~85% BLS statewide data
- Non-patient type call types are excluded from this report
- Non-emergency patient transports are excluded in this report

Call Types with More than 100 Reported Incidents Statewide January, 2019

Call Types	Count	Percent
Sick Person	14,107	17.7%
Breathing Problem	12,364	15.5%
Falls	7,412	9.3%
Unconscious	7,147	9.0%
Chest Pain (Non-Traumatic)	6,974	8.8%
Traffic/Transportation Incident	3,925	4.9%
Psychiatric Emergency	3,104	3.9%
Convulsions/Seizure	3,002	3.8%
Stroke/CVA	2,384	3.0%
Unknown Problem/Person Down	2,330	2.9%
Abdominal Pain/Problems	2,171	2.7%
Overdose/Poisoning/Ingestion	2,027	2.5%
Diabetic Problem	1,801	2.3%
Cardiac Arrest/Death	1,635	2.1%
Heart Problems/AICD	1,574	2.0%
Hemorrhage/Laceration	1,563	2.0%
Traumatic Injury	1,358	1.7%
Assault	1,102	1.4%
Back Pain (Non-Traumatic)	688	0.9%
Allergic Reaction/Stings	633	0.8%
Motor Vehicle Crash	591	0.7%
Pregnancy/Childbirth/Miscarriage	458	0.6%
Headache	293	0.4%
Altered Mental Status	250	0.3%
Choking	209	0.3%
Penetrating Trauma	172	0.2%
Other	315	0.4%
Total	79,589	100%



- The call type is a description of the emergency as designated by the dispatch center. Call type (descriptions) are based on the predefined “national” call types which are and “mapped” by the agency’s specific software.
- Includes 100% ALS and ~85% BLS statewide data
- This report includes call types as reported by the EMS agency
- Non-patient type calls are excluded from this report
- Non-emergency patient transports are excluded in this report
- Some category names have been shortened for brevity

Top Five Call Types by County, January, 2019

Atlantic		Bergen		Burlington		Camden		Cape May	
Call Type	# Calls	Call Type	# Calls	Call Type	# Calls	Call Type	# Calls	Call Type	# Calls
Sick Person	1,048	Sick Person	1,139	Breathing Problem	697	Breathing Problem	1,024	Sick Person	259
Breathing Problem	497	Breathing Problem	844	Falls	437	Sick Person	1,016	Breathing Problem	204
Chest Pain (Non-Traumatic)	394	Falls	639	Unconscious	431	Unconscious	812	Falls	179
Falls	325	Unconscious	440	Heart Problems/AICD	397	Chest Pain (Non-Traumatic)	574	Chest Pain (Non-Traumatic)	125
Unknown Problem/Person Down	281	Chest Pain (Non-Traumatic)	392	Sick Person	368	Falls	491	Unconscious	87

Cumberland		Essex		Gloucester		Hudson		Hunterdon	
Call Type	# Calls	Call Type	# Calls	Call Type	# Calls	Call Type	# Calls	Call Type	# Calls
Sick Person	489	Sick Person	2,788	Breathing Problem	430	Sick Person	1,503	Breathing Problem	175
Breathing Problem	342	Breathing Problem	1,508	Falls	357	Breathing Problem	1,134	Unconscious	108
Chest Pain (Non-Traumatic)	248	Chest Pain (Non-Traumatic)	780	Chest Pain (Non-Traumatic)	353	Chest Pain (Non-Traumatic)	718	Sick Person	103
Unconscious	156	Traffic/Transportation Incident	778	Unconscious	314	Unconscious	675	Falls	90
Falls	111	Unconscious	760	Sick Person	201	Psychiatric Emergency	417	Chest Pain (Non-Traumatic)	65

Mercer		Middlesex		Monmouth		Morris		Ocean	
Call Type	# Calls	Call Type	# Calls	Call Type	# Calls	Call Type	# Calls	Call Type	# Calls
Sick Person	892	Breathing Problem	1,108	Breathing Problem	532	Sick Person	575	Breathing Problem	688
Breathing Problem	683	Sick Person	1,060	Falls	457	Breathing Problem	526	Falls	476
Chest Pain (Non-Traumatic)	454	Falls	774	Unconscious	338	Falls	471	Sick Person	439
Falls	346	Unconscious	655	Chest Pain (Non-Traumatic)	279	Unconscious	340	Unconscious	376
Unconscious	297	Chest Pain (Non-Traumatic)	639	Sick Person	269	Chest Pain (Non-Traumatic)	326	Chest Pain (Non-Traumatic)	233

Passaic		Salem		Somerset		Sussex		Union	
Call Type	# Calls	Call Type	# Calls	Call Type	# Calls	Call Type	# Calls	Call Type	# Calls
Sick Person	698	Unknown Problem/Person Down	182	Breathing Problem	363	Sick Person	188	Sick Person	661
Breathing Problem	595	Breathing Problem	124	Unconscious	262	Falls	150	Breathing Problem	572
Chest Pain (Non-Traumatic)	313	Chest Pain (Non-Traumatic)	74	Sick Person	242	Breathing Problem	148	Unconscious	377
Falls	277	Unconscious	53	Falls	201	Chest Pain (Non-Traumatic)	105	Falls	367
Unconscious	266	Falls	39	Chest Pain (Non-Traumatic)	200	Unconscious	63	Chest Pain (Non-Traumatic)	357

Warren		New Jersey	
Call Type	# Calls	Call Type	# Calls
Breathing Problem	170	Sick Person	14,107
Sick Person	135	Breathing Problem	12,364
Chest Pain (Non-Traumatic)	111	Falls	7,412
Falls	108	Unconscious	7,147
Unconscious	106	Chest Pain (Non-Traumatic)	6,974

- The call type is a description of the emergency as designated by the dispatch center. Call type (descriptions) are based on the predefined "national" call types which are and "mapped" by the agency's specific software
- Includes 100% ALS and ~85% BLS statewide data
- This report includes call types as reported by the EMS agency
- Non-Patient type calls are excluded from this report
- Non-Emergency patient transports are excluded in this report
- Some category names have been shortened for brevity